

Greater Toronto Area

New Homes Monthly Market Report

Data as of October 2026

Official Source of New Home Information for:

BILD

Toronto Real Estate Board

Altus Group

October 2026 GTA New Home Market Results

Altus Group

Official Source of New Home Information for:

BILD · Toronto Real Estate Board

	October Sales	Year-to-Date Sales	Remaining Inventory	Average Price
Low-rise 	958	7,645	7,504	$1,259,190
				Down -12.2% from Prior Year
High-rise 	382	2,863	11,698	$1,053,085
				Up +2.1% from Prior Year
TOTAL	1,340	10,508	19,202	

October 2026 Simcoe County New Home Market Results

Altus Group

Official Source of New Home Information for:

BILD | Toronto Real Estate Board

	October Sales	Year-to-Date Sales	Remaining Inventory	Average Price
Low-rise 	73	600	2,141	$968,212
				Down -14% from Prior Year
High`-rise 	0	14	502	n.a.
TOTAL	73	614	2,643	

Current Month Sales

There were 1,340 total new home sales in October 2026, with 958 low-rise sales, up nearly three times over last year's level and above the 10yr avg. Sales of 382 high-rise units were the second lowest on record for the month and still substantially below the 10yr avg.

October New Home Sales by Year & Project Type

Greater Toronto Area - October (2017 to 2026)

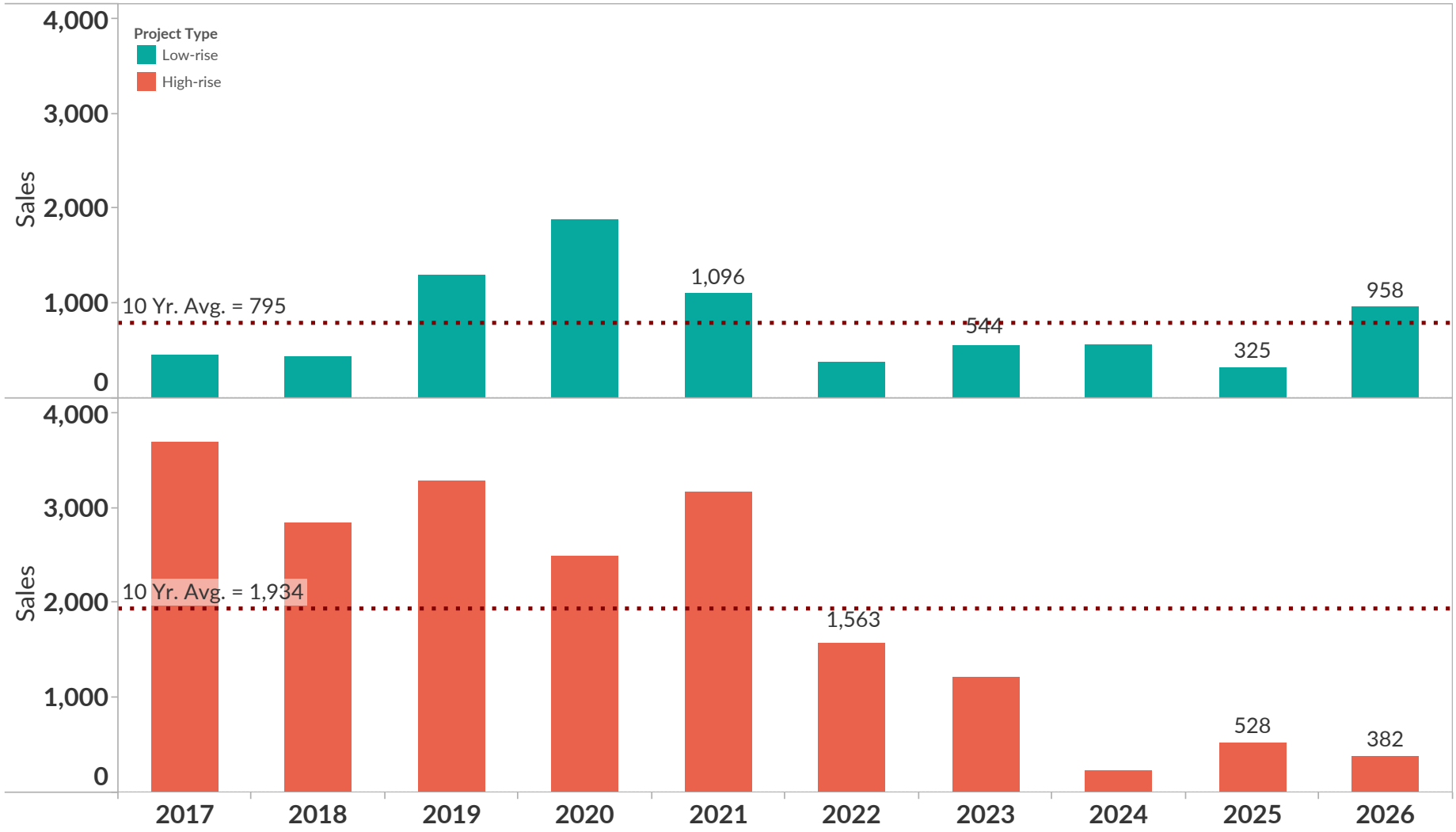

Year-to-Date Sales

Through the year 2026, total sales were 10,508 with low-rise sales of 7,645 more than two and a half times last year's record low and above the 10yr avg. High-rise sales of 2,863 also surpassed last year's record low but remained well below the 10yr avg.

Year-to-Date New Home Sales

Greater Toronto Area - Year-to-date (2017 to 2026)

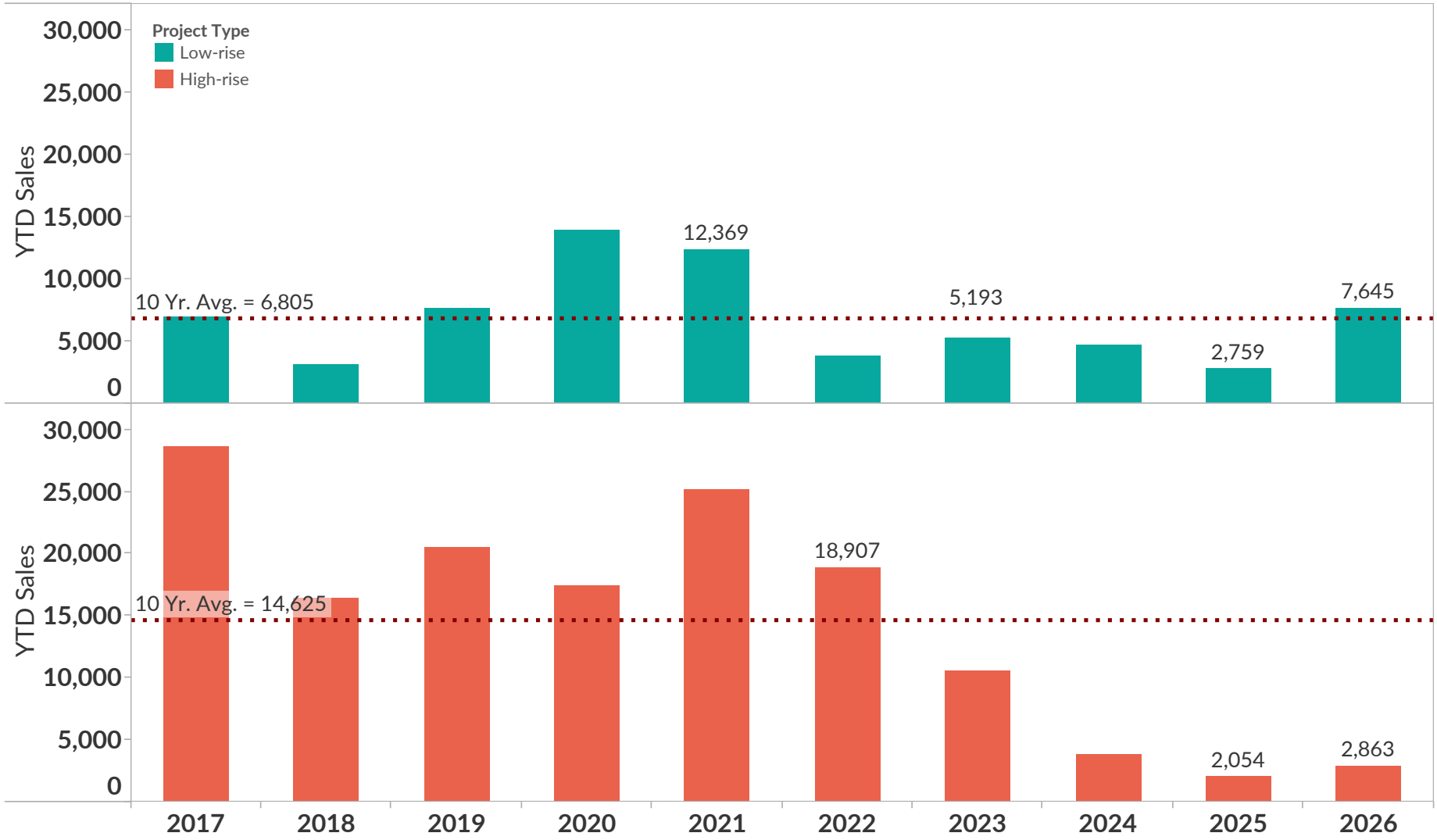

Total New Home Sales

October 2026 Total NH sales of 1,340 were over 50 percent higher than the previous year but well below the 10yr avg.
Total NH sales to date in 2026 of 10,508 more than doubled last year's record low but were still less than half the 10yr avg.

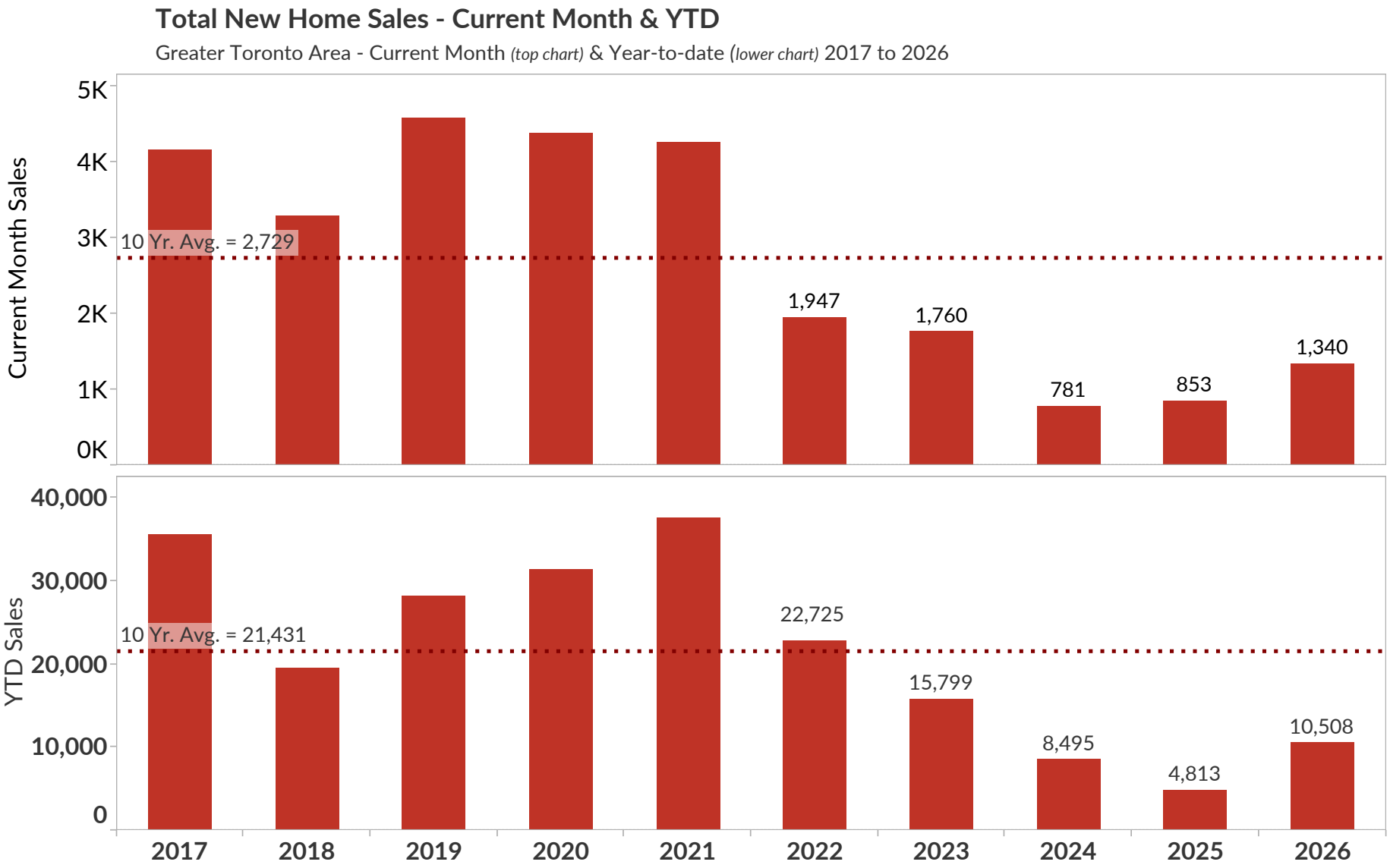

Sales Data by Region

New Home Sales by Region

Greater Toronto Area - October 2024, October 2025, October 2026

	High-rise					Low-rise					Total
Year of Peri..	Durham	Halton	Peel	Toronto	York	Durham	Halton	Peel	Toronto	York	
2026	7	29	249	82	15	209	213	120	6	410	1,340
2025	9	261	40	98	120	71	65	46	1	142	853
2024	17	39	20	125	20	150	113	139	4	154	781

Year-to-Date New Home Sales by Region

Greater Toronto Area - Year-to-Date (2024 to 2026)

	High-rise					Low-rise					Total
Year of Peri..	Durham	Halton	Peel	Toronto	York	Durham	Halton	Peel	Toronto	York	
2026	131	270	941	1,155	366	1,590	1,674	1,446	57	2,878	10,508
2025	158	507	365	787	237	680	626	490	42	921	4,813
2024	301	580	298	1,730	946	1,269	1,130	882	102	1,257	8,495

New Home Benchmark Price

The benchmark price was $1,259,190 for low-rise new homes and $1,053,085 for high-rise new homes at October 31, 2026.
The benchmark measures the average asking price of available new homes excluding the extremes.

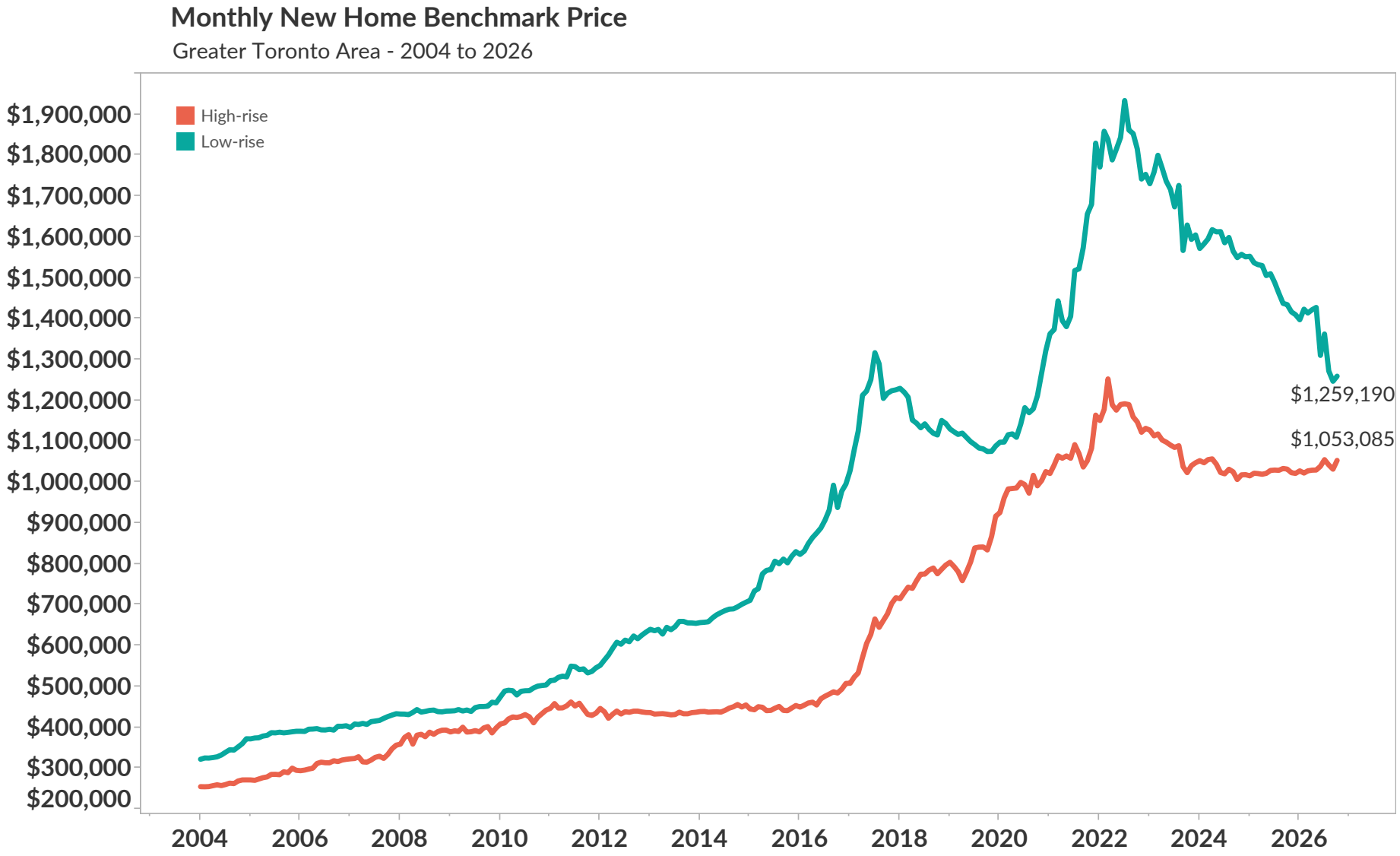

New Home Price/SF & Unit Size Benchmark

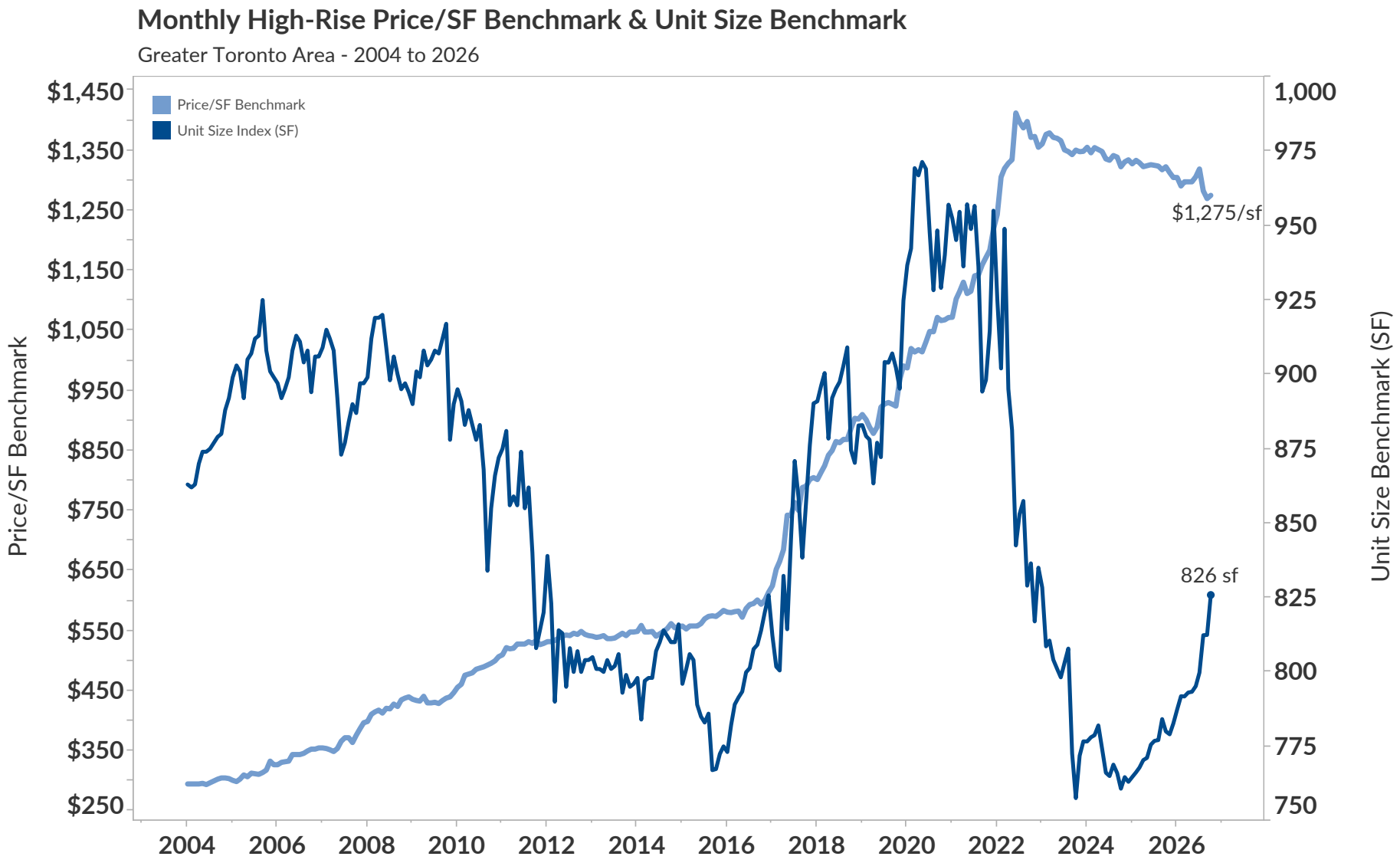

Remaining Inventory

Current total new home remaining inventory is 19,202 units comprised of 11,698 high-rise units and 7,504 low-rise lots. Remaining inventory represents all the available new home choices available to purchasers.

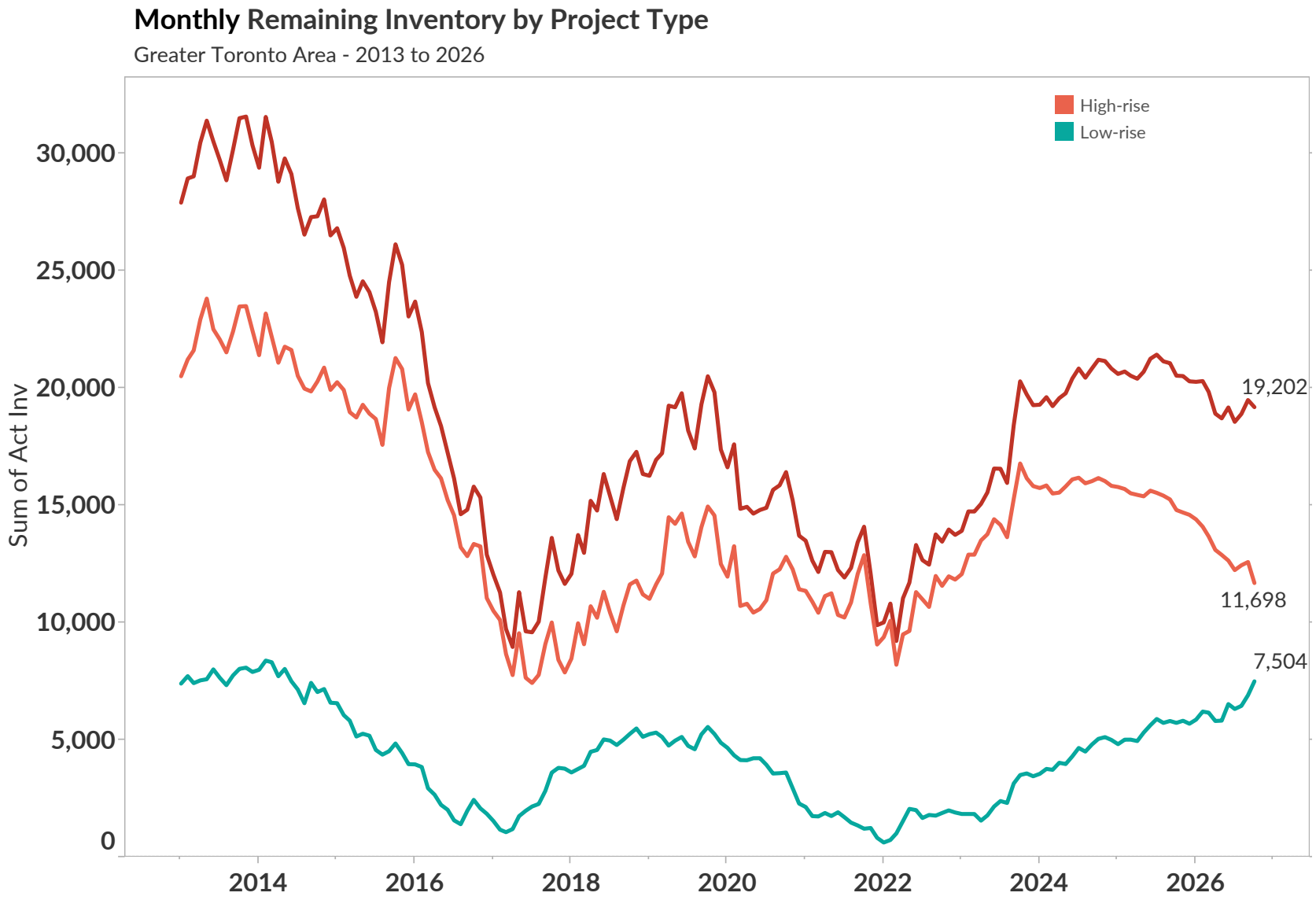

High-Rise Remaining Inventory

Current total new home high-rise remaining inventory is 11,698 units comprised of 3,524 units in pre-construction projects, 5,329 units in projects currently under construction and 2,845 units in completed buildings.

Monthly High-Rise Inventory by Construction Status

Greater Toronto Area - 2013 to 2026

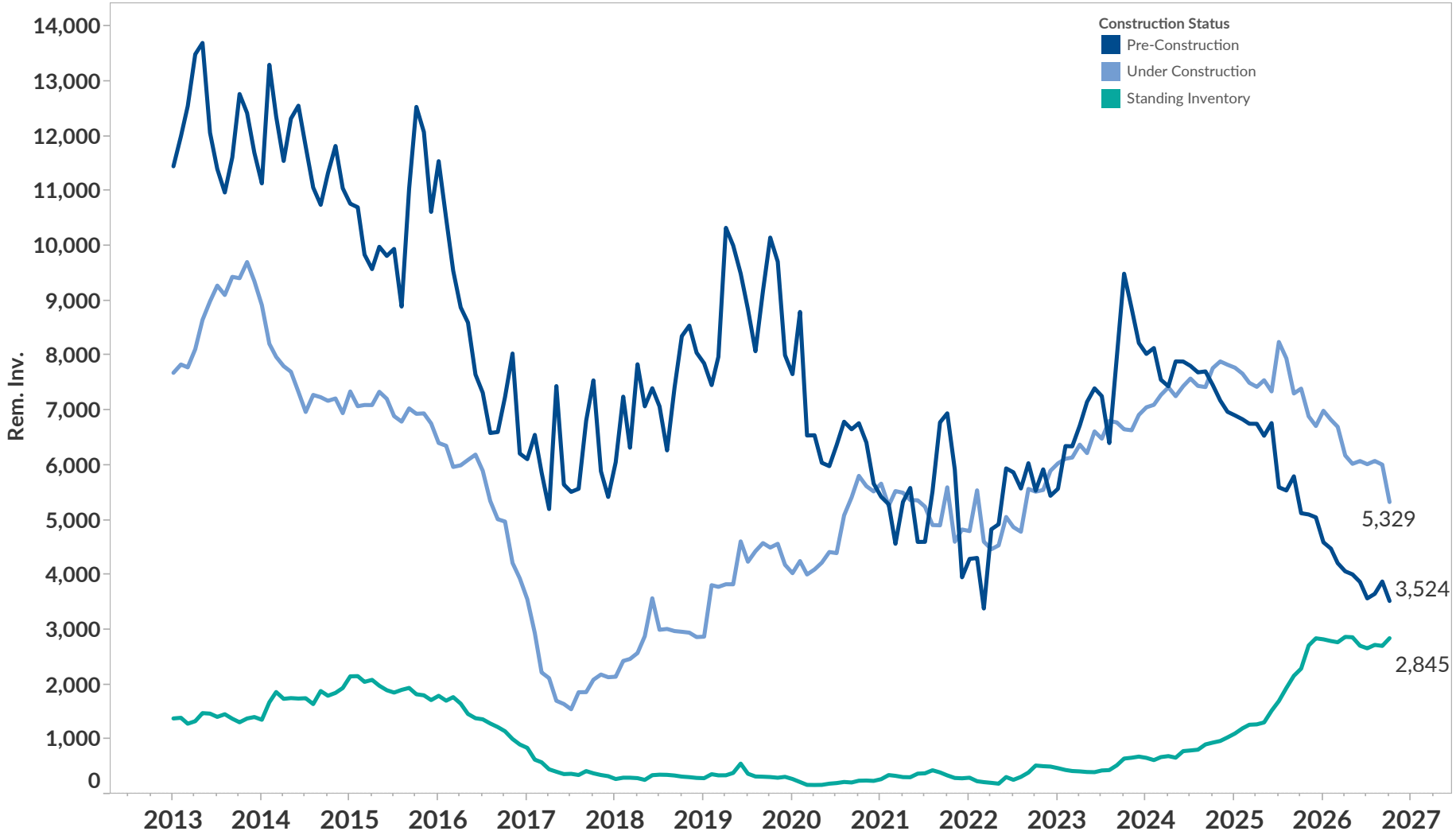



Altus Group is a leading provider of commercial real estate ("CRE") intelligence, anchored by ARGUS – the industry's go-to software for valuation and performance analytics. For more than two decades, Altus has played a vital role in empowering CRE professionals with the analytics and trusted advice they need to make high-stakes decisions with confidence. The world's CRE leaders rely on our market-leading solutions and expertise to drive performance and manage risk. Our people around the world are making a lasting impact on an industry undergoing unprecedented change – helping shape the cities where we live, work, and build thriving communities.

For more information about Altus (TSX: AIF) please visit www.altusgroup.com.

This publication has been prepared for general guidance on matters of interest only and does not constitute professional advice or services of Altus Group Limited, its affiliates and its related entities (collectively "Altus Group"). You should not act upon the information contained in this publication without obtaining specific professional advice. The information contained in this publication is provided for informational purposes only, and should not be construed as legal or financial advice on any subject matter. No representation or warranty (express or implied) is given as to the accuracy, completeness or reliability of the information contained in this publication, or the suitability of the information for a particular purpose. Altus Group has no obligation (express or implied) to correct or update any or all of the information contained herein or to advise you of any changes. Altus Group does not accept or assume any liability, responsibility or duty of care for any consequences of you or anyone else acting, or refraining to act, in reliance on the information contained in this publication or for any decision based on it. The distribution of this publication to you does not create, extend or revive a client relationship between Altus Group and you or any other person or entity. This publication, or any part thereof, may not be reproduced or distributed in any form for any purpose without the express written consent of Altus Group.

© 2026 Altus Group Limited. All rights reserved.