



Greater Toronto Area

New Homes Monthly Market Report  
Data as of March 2026

Official Source of New Home Information for:



# March 2026 GTA New Home Market Results

Official Source of New Home Information for:



		March Sales	Year-to-Date Sales	Remaining Inventory	Average Price
 <p>Single Family</p>		<b>685</b>	<b>1,231</b>	<b>6,007</b>	<b>\$1,413,863</b>
		<i>Up +168% from Prior Year</i>	<i>Up +56% from Prior Year</i>		<i>Down -7.7% from Prior Year</i>
 <p>Condominium Apartment</p>		<b>263</b>	<b>540</b>	<b>13,726</b>	<b>\$1,027,477</b>
		<i>Up +44% from Prior Year</i>	<i>Up +3% from Prior Year</i>		<i>Unchanged from Prior Year</i>
<b>TOTAL</b>		<b>948</b>	<b>1,771</b>	<b>19,733</b>	

# March 2026 Simcoe County New Home Market Results

Official Source of New Home Information for:



		March Sales	Year-to-Date Sales	Remaining Inventory	Average Price
 <p>Single Family</p>		<b>30</b>	<b>93</b>	<b>1,277</b>	<b>\$1,153,454</b>
		<i>Down -46% from Prior Year</i>	<i>Down -39% from Prior Year</i>		<i>Up +2% from Prior Year</i>
 <p>Condominium Apartment</p>		<b>1</b>	<b>4</b>	<b>381</b>	<b>n.a.</b>
		<i>Down -75% from Prior Year</i>	<i>Down -78% from Prior Year</i>		
<b>TOTAL</b>		<b>31</b>	<b>97</b>	<b>1,658</b>	

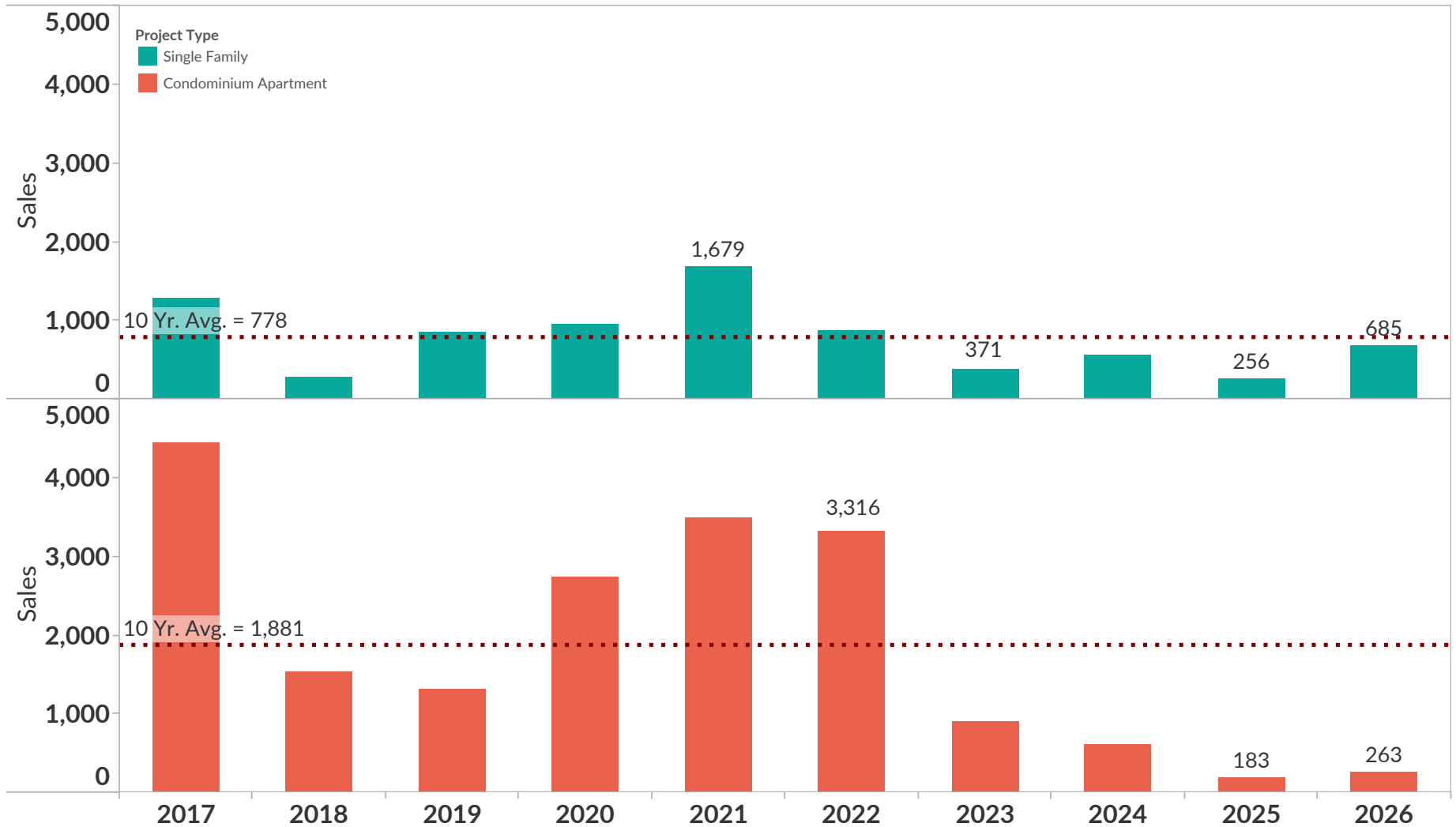


# Current Month Sales

There were 948 total new home sales in March 2026, with 685 Single Family sales, up +168% from a year ago (-12% from 10yr avg) and 263 Condominium Apartment sales, up +44% from the previous year (-86% from 10yr avg).

## March New Home Sales by Year & Project Type

Greater Toronto Area - March (2017 to 2026)



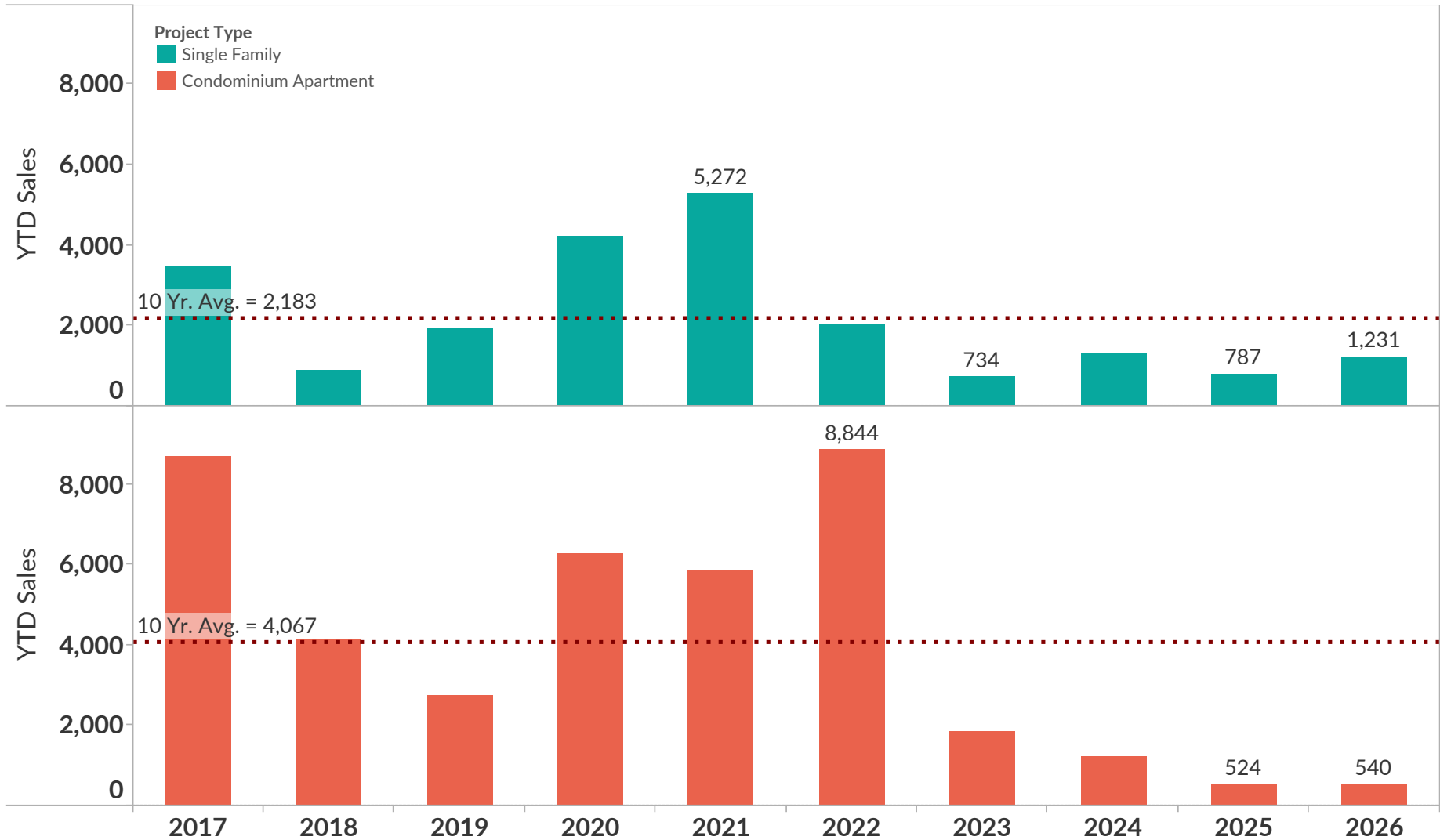


# Year-to-Date Sales

Through the year 2026, total sales were 1,771 with Single Family sales of 1,231, up +56% (-44% from 10yr avg) and Condominium Apartment sales of 540, up +3% from the previous year (-87% from 10yr avg).

## Year-to-Date New Home Sales

Greater Toronto Area - Year-to-date (2017 to 2026)



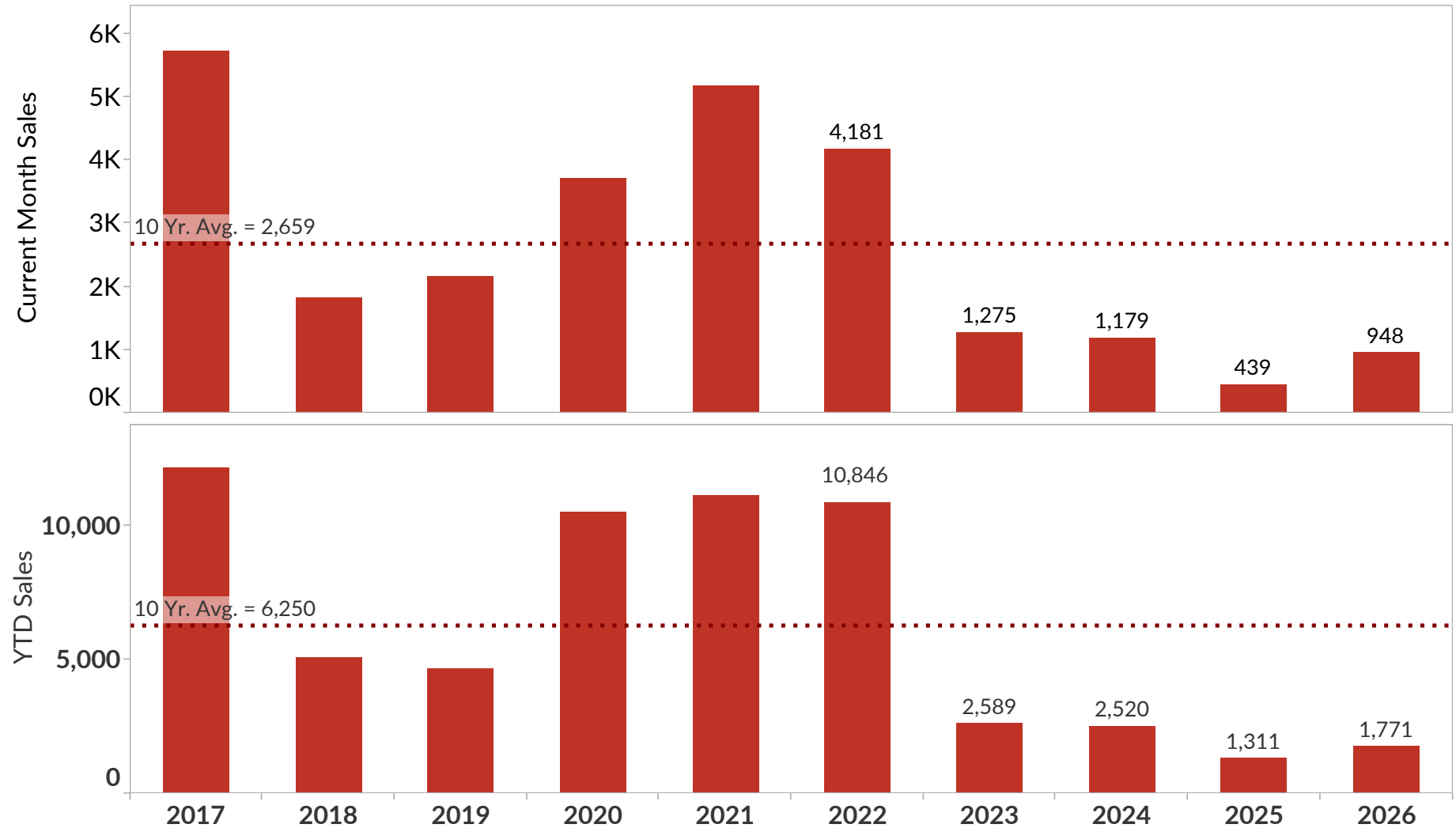


# Total New Home Sales

March 2026 Total NH sales of 948 were up +116% from a year earlier (-64% from 10yr avg) and Total NH sales to date in 2026 of 1,771 were up +35% from the same period a year ago (-72% from the 10yr avg).

## Total New Home Sales - Current Month & YTD

Greater Toronto Area - Current Month (top chart) & Year-to-date (lower chart) 2017 to 2026



## Sales Data by Region

### New Home Sales by Region

Greater Toronto Area - March 2024, March 2025, March 2026

Year of Peri..	Condominium Apartment					Single Family					Total
	Durham	Halton	Peel	Toronto	York	Durham	Halton	Peel	Toronto	York	
<b>2026</b>	3	22	177	48	13	88	97	196	2	302	948
<b>2025</b>	18	50	9	92	14	58	41	48	5	104	439
<b>2024</b>	36	116	17	171	276	171	215	85	7	85	1,179

### Year-to-Date New Home Sales by Region

Greater Toronto Area - Year-to-Date (2024 to 2026)

Year of Peri..	Condominium Apartment					Single Family					Total
	Durham	Halton	Peel	Toronto	York	Durham	Halton	Peel	Toronto	York	
<b>2026</b>	16	69	219	162	74	212	276	278	5	460	1,771
<b>2025</b>	66	147	30	250	31	221	128	153	12	273	1,311
<b>2024</b>	87	256	66	518	297	370	499	189	14	224	2,520

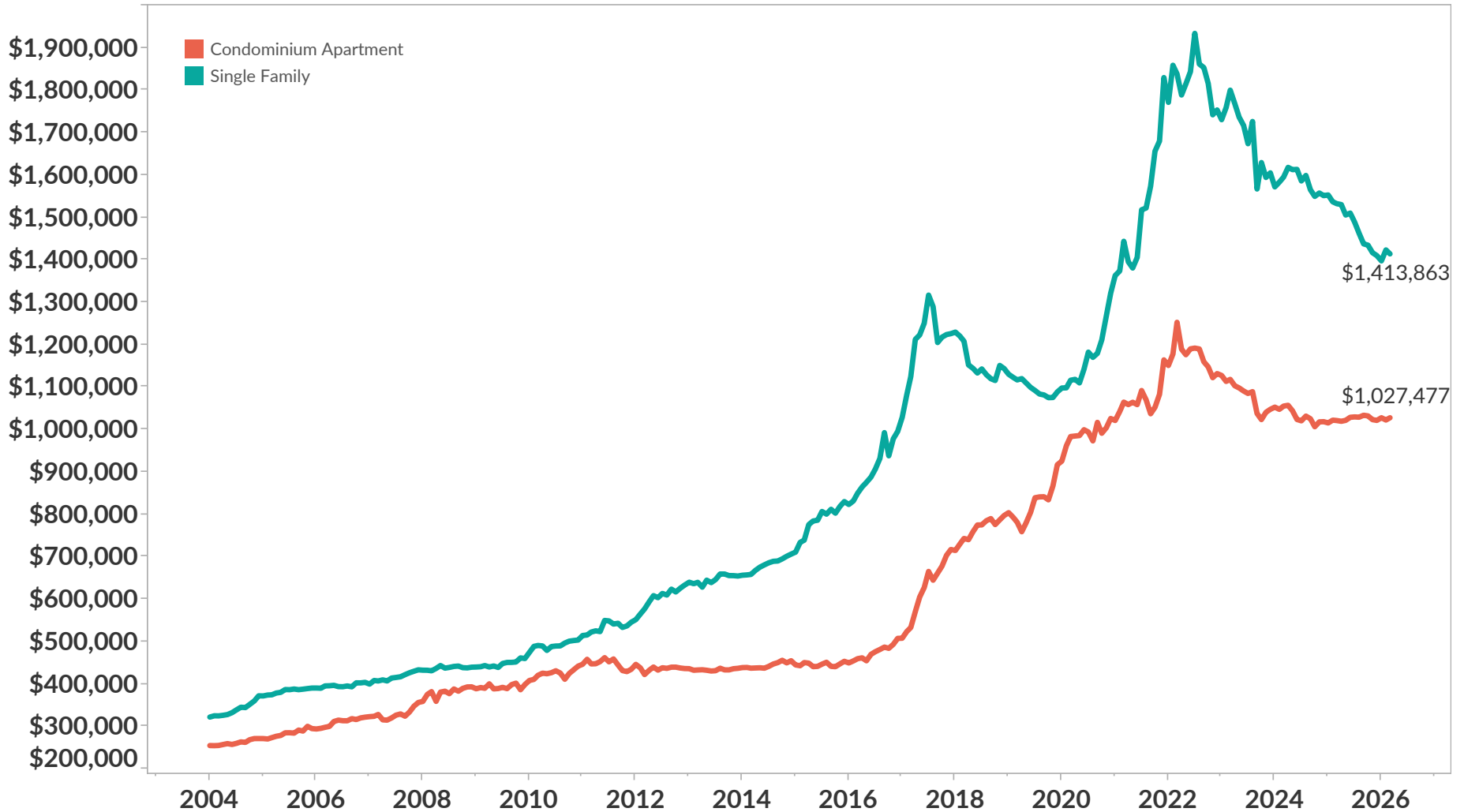


# New Home Benchmark Price

The benchmark price was \$1,413,863 for Single Family new homes and \$1,027,477 for Condominium Apartment new homes at March 31, 2026. The benchmark measures the average asking price of available new homes excluding the extremes.

## Monthly New Home Benchmark Price

Greater Toronto Area - 2004 to 2026





# New Home Price/SF & Unit Size Benchmark

## Monthly Condominium Apartment Price/SF Benchmark & Unit Size Benchmark

Greater Toronto Area - 2004 to 2026



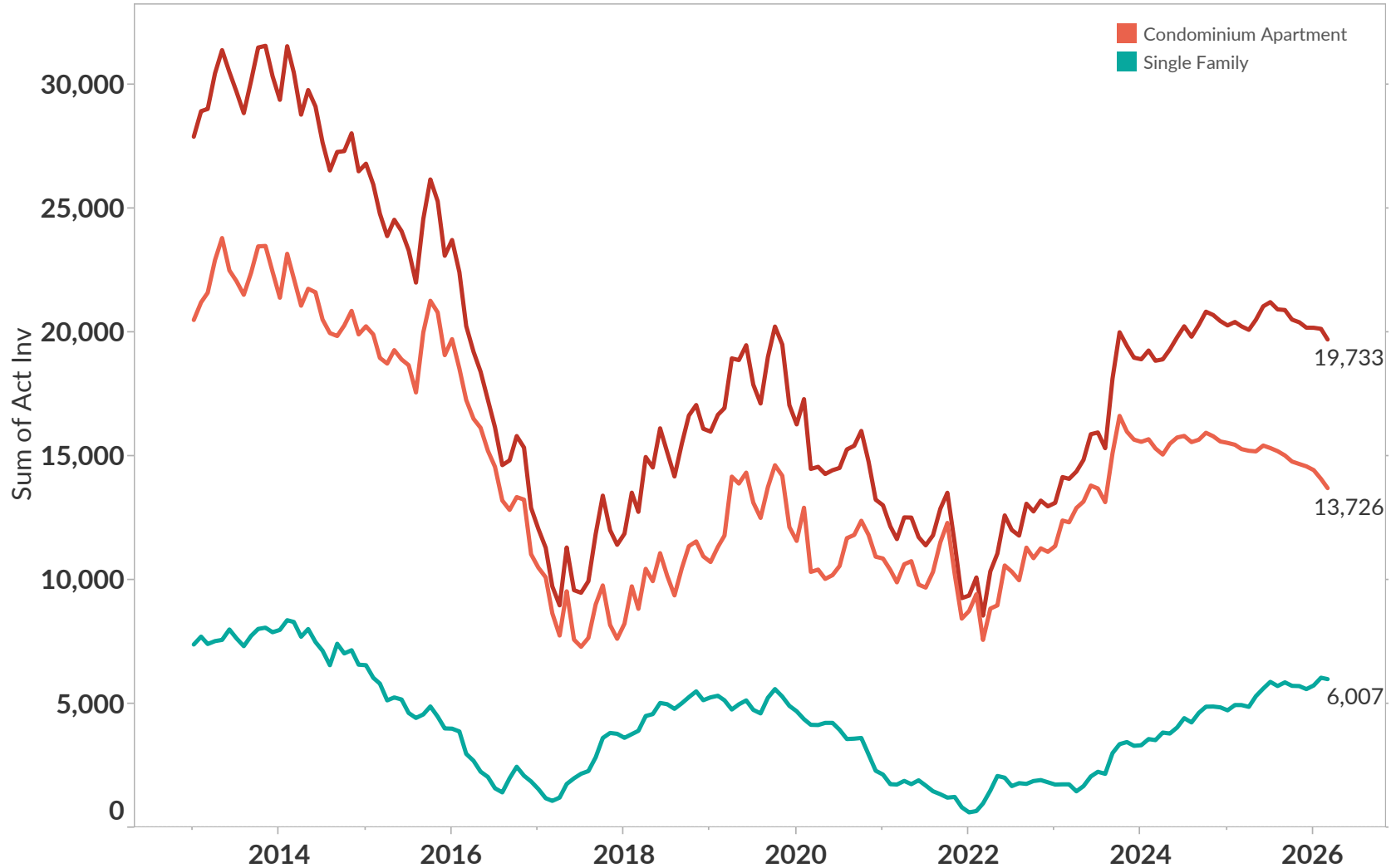


# Remaining Inventory

Current total new home remaining inventory is 19,733 units comprised of 13,726 condominium apartment units and 6,007 single family lots. Remaining inventory represents all the available new home choices available to purchasers.

## Monthly Remaining Inventory by Project Type

Greater Toronto Area - 2013 to 2026



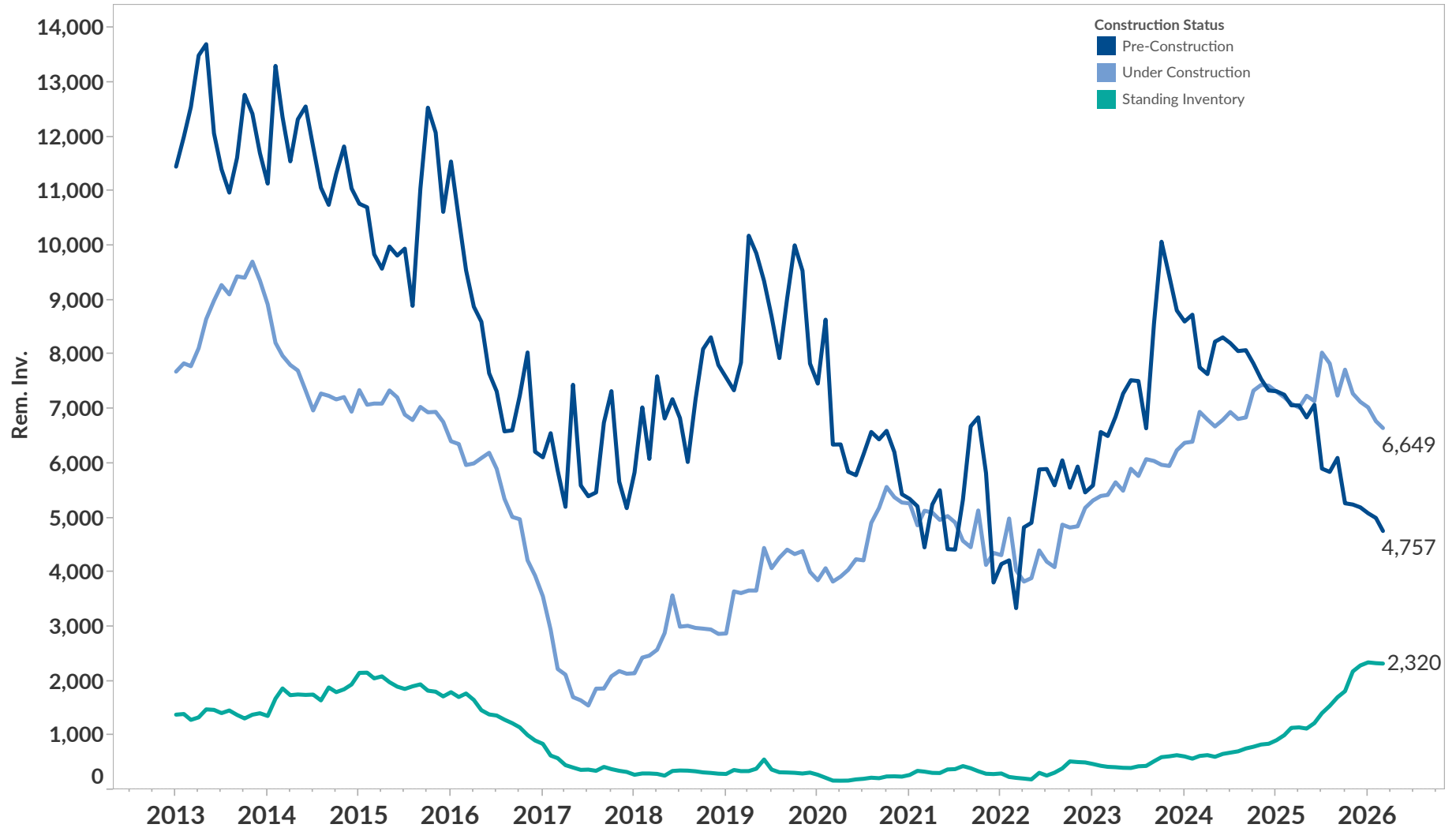


# Condominium Apartment Remaining Inventory

Current total new home condominium apartment remaining inventory is 13,726 units comprised of 4,757 units in pre-construction projects, 6,649 units in projects currently under construction and 2,320 units in completed buildings.

## Monthly Condominium Apartment Remaining Inventory by Construction Status

Greater Toronto Area - 2013 to 2026





Altus Group is a leading provider of commercial real estate ("CRE") intelligence, anchored by ARGUS – the industry's go-to software for valuation and performance analytics. For more than two decades, Altus has played a vital role in empowering CRE professionals with the analytics and trusted advice they need to make high-stakes decisions with confidence. The world's CRE leaders rely on our market-leading solutions and expertise to drive performance and manage risk. Our people around the world are making a lasting impact on an industry undergoing unprecedented change – helping shape the cities where we live, work, and build thriving communities.

For more information about Altus (TSX: AIF) please visit [www.altusgroup.com](http://www.altusgroup.com).

This publication has been prepared for general guidance on matters of interest only and does not constitute professional advice or services of Altus Group Limited, its affiliates and its related entities (collectively "Altus Group"). You should not act upon the information contained in this publication without obtaining specific professional advice. The information contained in this publication is provided for informational purposes only, and should not be construed as legal or financial advice on any subject matter. No representation or warranty (express or implied) is given as to the accuracy, completeness or reliability of the information contained in this publication, or the suitability of the information for a particular purpose. Altus Group has no obligation (express or implied) to correct or update any or all of the information contained herein or to advise you of any changes. Altus Group does not accept or assume any liability, responsibility or duty of care for any consequences of you or anyone else acting, or refraining to act, in reliance on the information contained in this publication or for any decision based on it. The distribution of this publication to you does not create, extend or revive a client relationship between Altus Group and you or any other person or entity. This publication, or any part thereof, may not be reproduced or distributed in any form for any purpose without the express written consent of Altus Group.