

RealInsider™ Executive Summary

December 2015 GTA New Home Market Results

Data as at: December 31, 2015

Official Source of New Home Information for:



RealNet Canada Inc. makes no representation about the accuracy, completeness or the suitability of the material represented herein for the particular purposes of the Licensee. All information contained herein, including, without limitation, prices, features, options, floor plans, commissions and any other details are subject to change without notice. Licensee must verify information with builder. RealNet Canada Inc. assumes no responsibility or liability for errors in the information, or omissions from the database and is not a party to any agreement between the Licensee, as agent, and the builder, as vendor. E&O.E.



December 2015 GTA New Home Market Results

Official Source of New Home
Information for:



**December
Sales**

**Year-to-Date
Sales**

**Remaining
Inventory**

**REALNET®
Price Index**



658

Down -36%
from
Prior Year

19,637

Up +8%
from
Prior Year

4,216

\$829,766

Up +18% from
Prior Year



1,078

Up +13%
from
Prior Year

21,658

Down -2%
from
Prior Year

20,031

\$453,083

Down -1% from
Prior Year

TOTAL

1,736

41,295

24,247





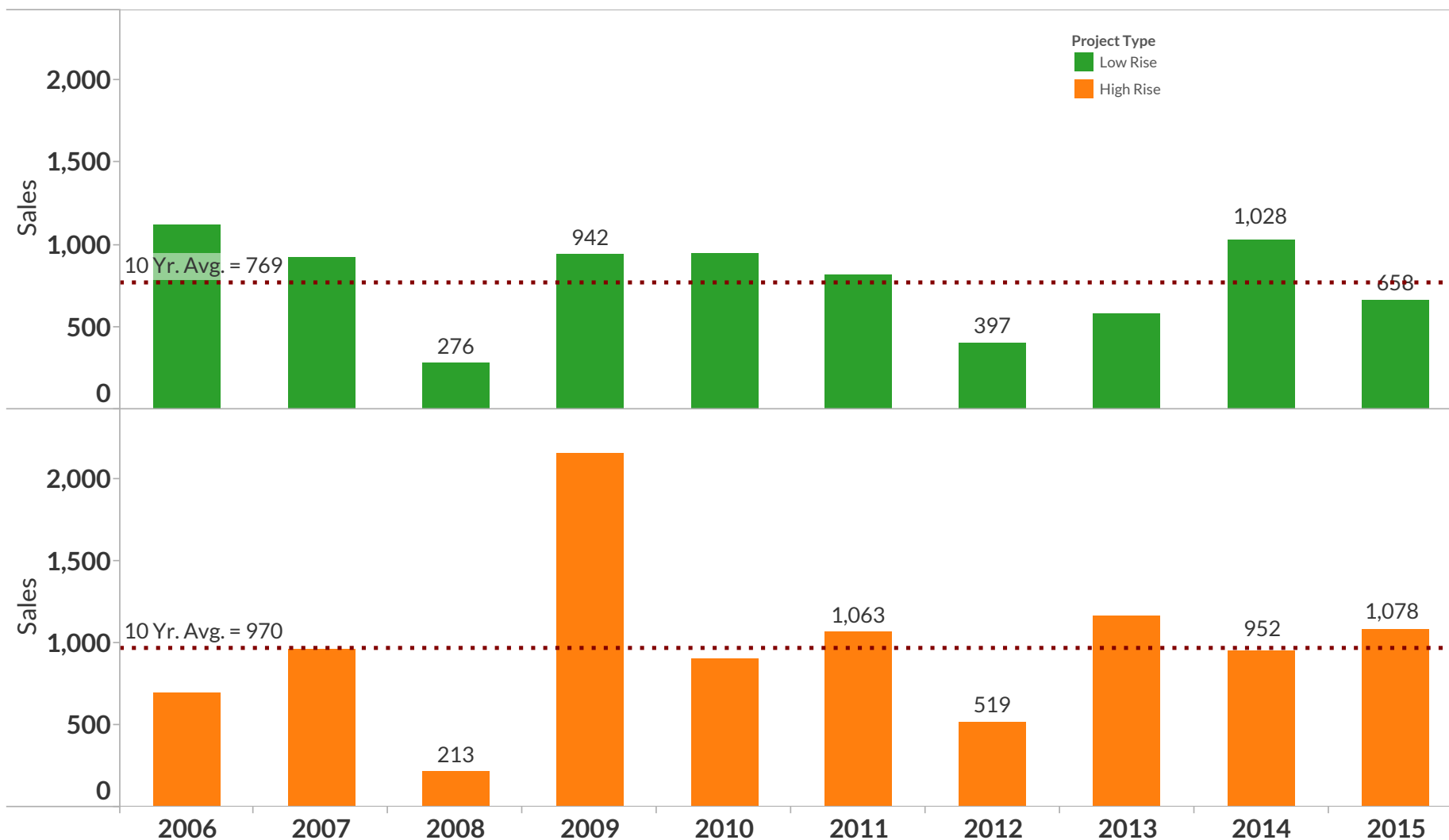
an Altus Group company

Current Month Sales

There were 1,736 total new home sales in December 2015, with 658 Low Rise sales, down -36% from last December (-14% from 10yr) and 1,078 High Rise sales, up +13% from December 2014 (+11% from 10yr avg).

December New Home Sales by Year & Project Type

Greater Toronto Area - December (2006 to 2015)



INFORMED ADVANTAGE

www.realnet.ca



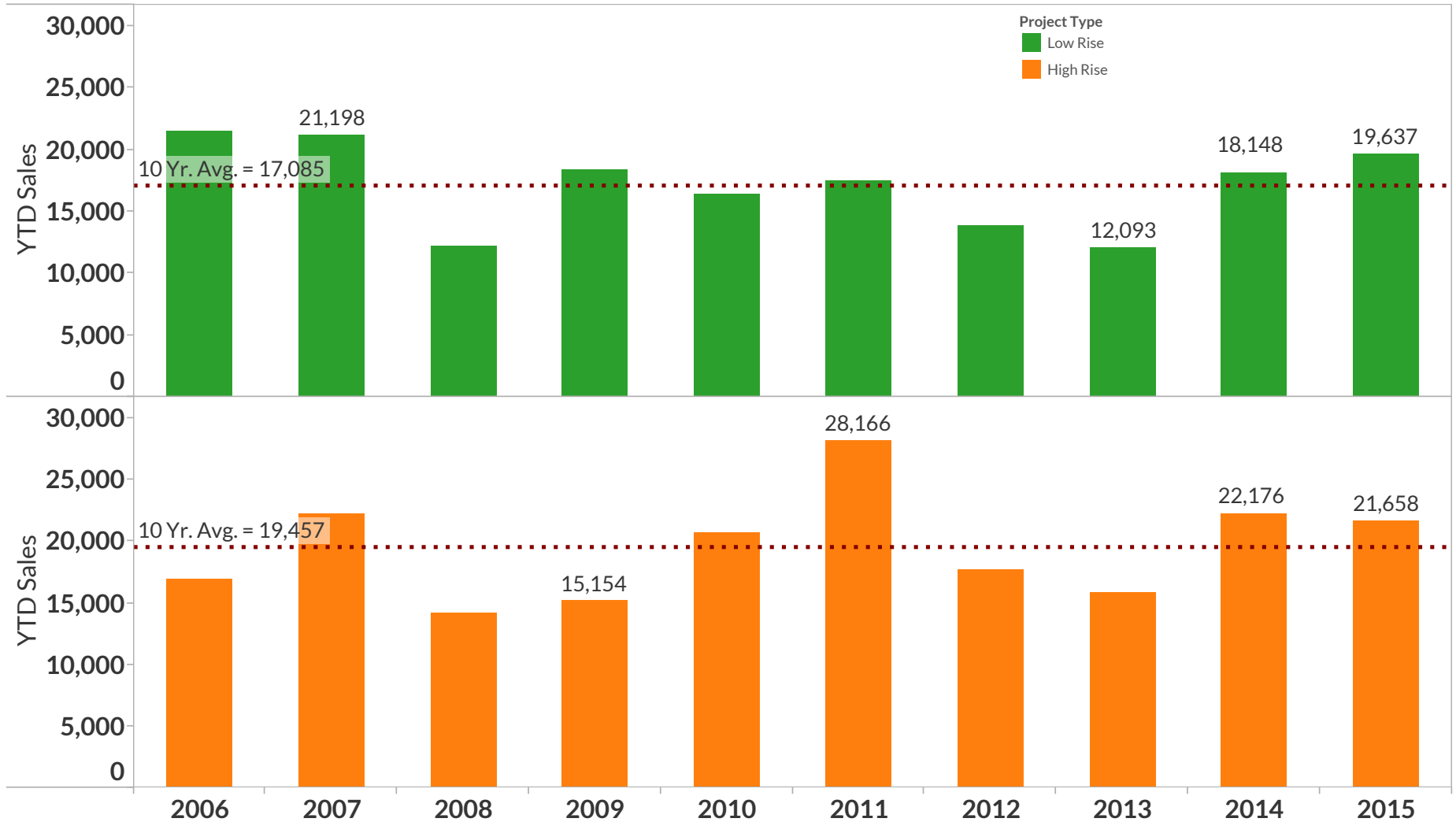
an Altus Group company

Year to Date Sales

Through the entire year of 2015 total sales were 41,295 with Low Rise sales of 19,637 increasing +8% (+15% from 10yr avg) and High Rise sales of 21,658, down -2% from the previous year (+11% from 10yr avg).

Year to Date (Jan. to Dec.) New Home Sales

Greater Toronto Area - Jan. to Dec. 2006 to 2015



INFORMED ADVANTAGE

www.realnet.ca



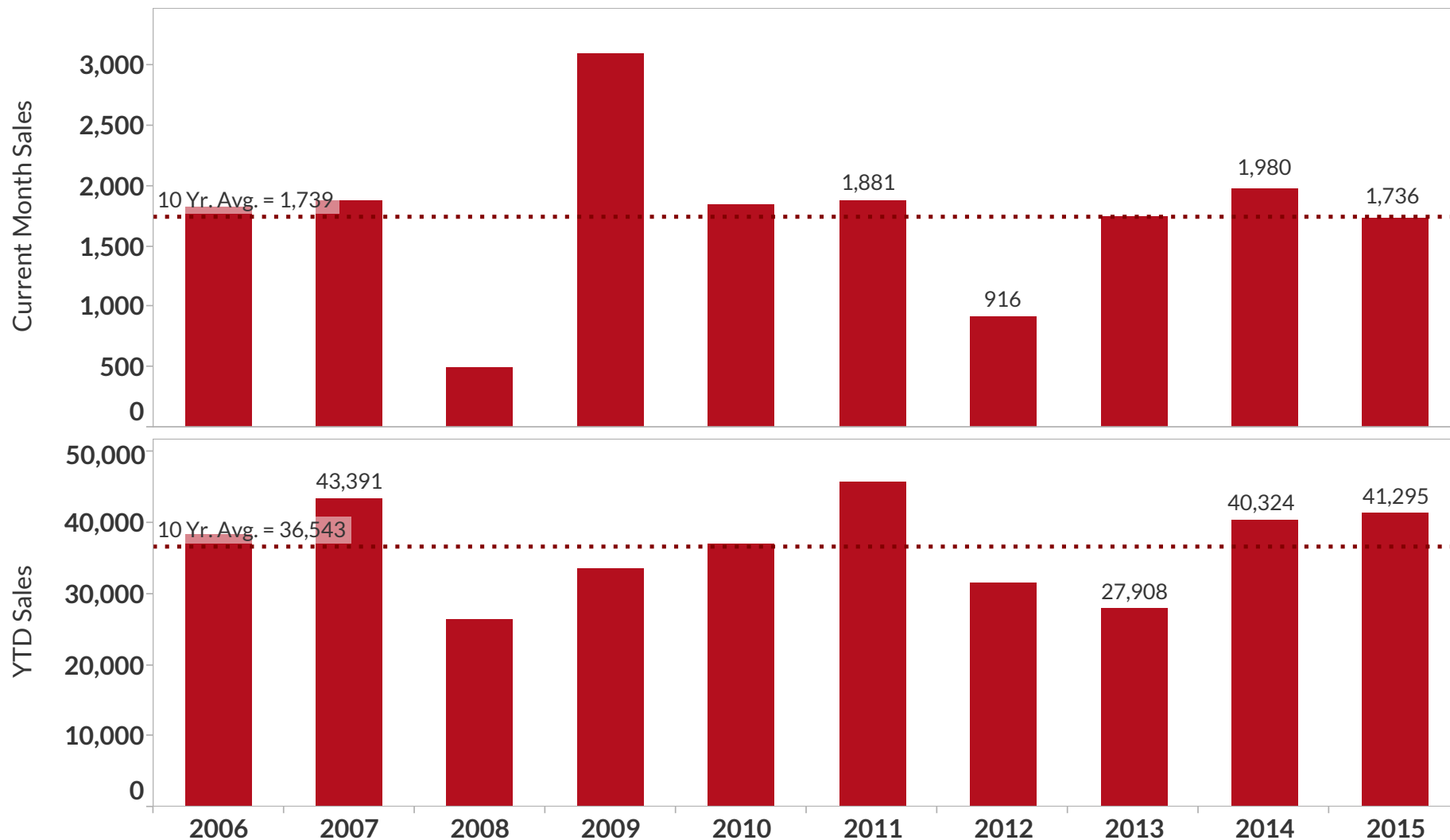
an Altus Group company

Total New Home Sales

December 2015 Total NH sales of 1,736 were down -12% from December 2014 (about equal to 10yr avg) and Total NH sales in 2015 of 41,295 were up +2% from 2014 (+13% from 10yr avg).

Total New Home Sales - Current Month & YTD

Greater Toronto Area - Dec. (top chart) & Jan. to Dec. (lower chart) 2006 to 2015



INFORMED ADVANTAGE

www.realnet.ca

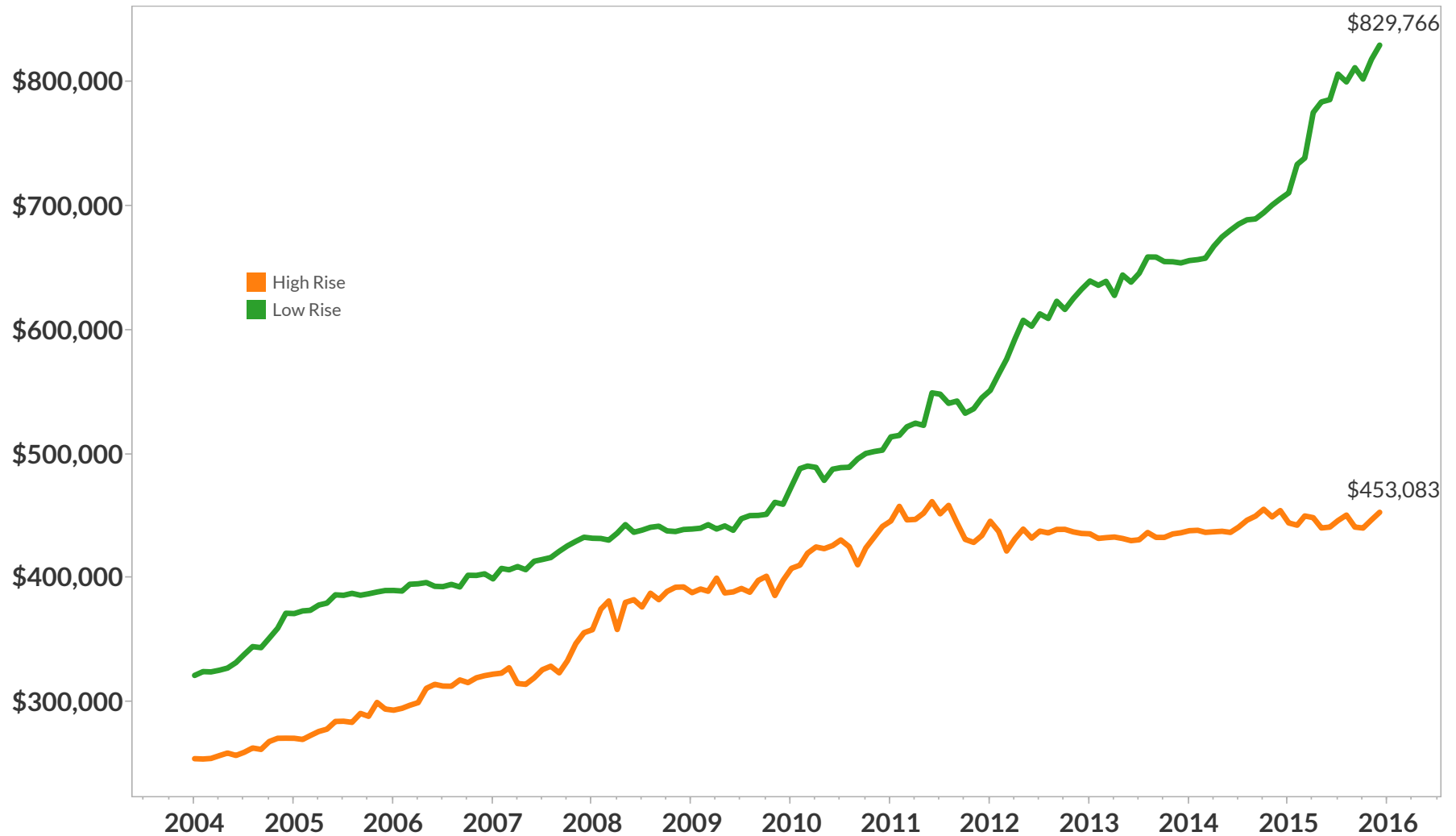


RealNet New Home Price Index

The RealNet price index was \$829,766 for Low Rise new homes and \$453,083 for High Rise new homes at December 31, 2015. The index measures the average asking price of available new homes excluding the extremes.

Monthly RealNet New Home Price Index

Greater Toronto Area - January 2004 to December 2015





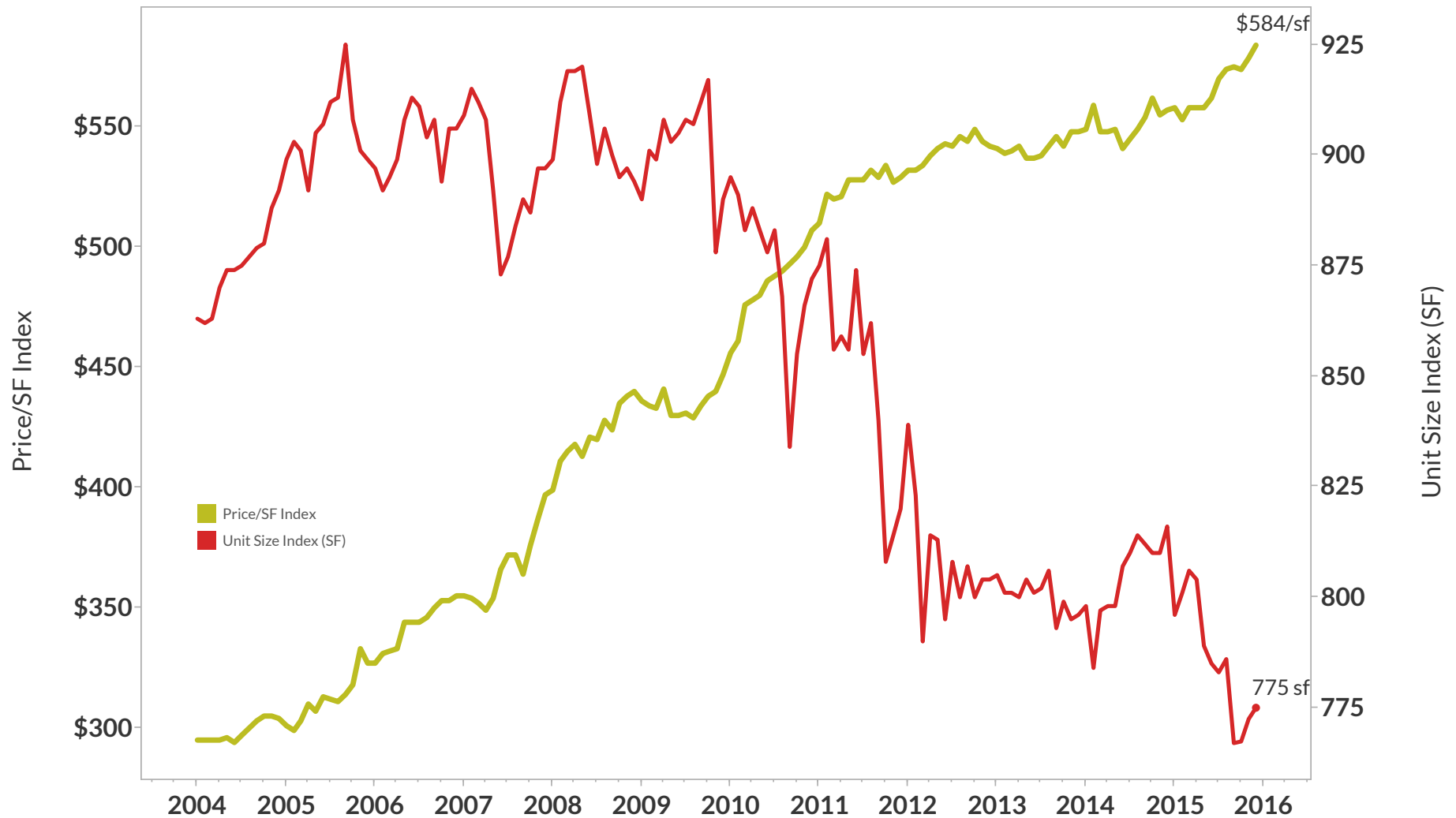
an Altus Group company

RealNet New Home Price/SF & Unit Size Index

The High Rise unit size and price/sf components of the RealNet new home price index was 775 sf at an average of \$584/sf at December 31, 2015.

Monthly High Rise Price/SF Index & Unit Size Index

Greater Toronto Area - December 31, 2015



INFORMED ADVANTAGE

www.realnet.ca



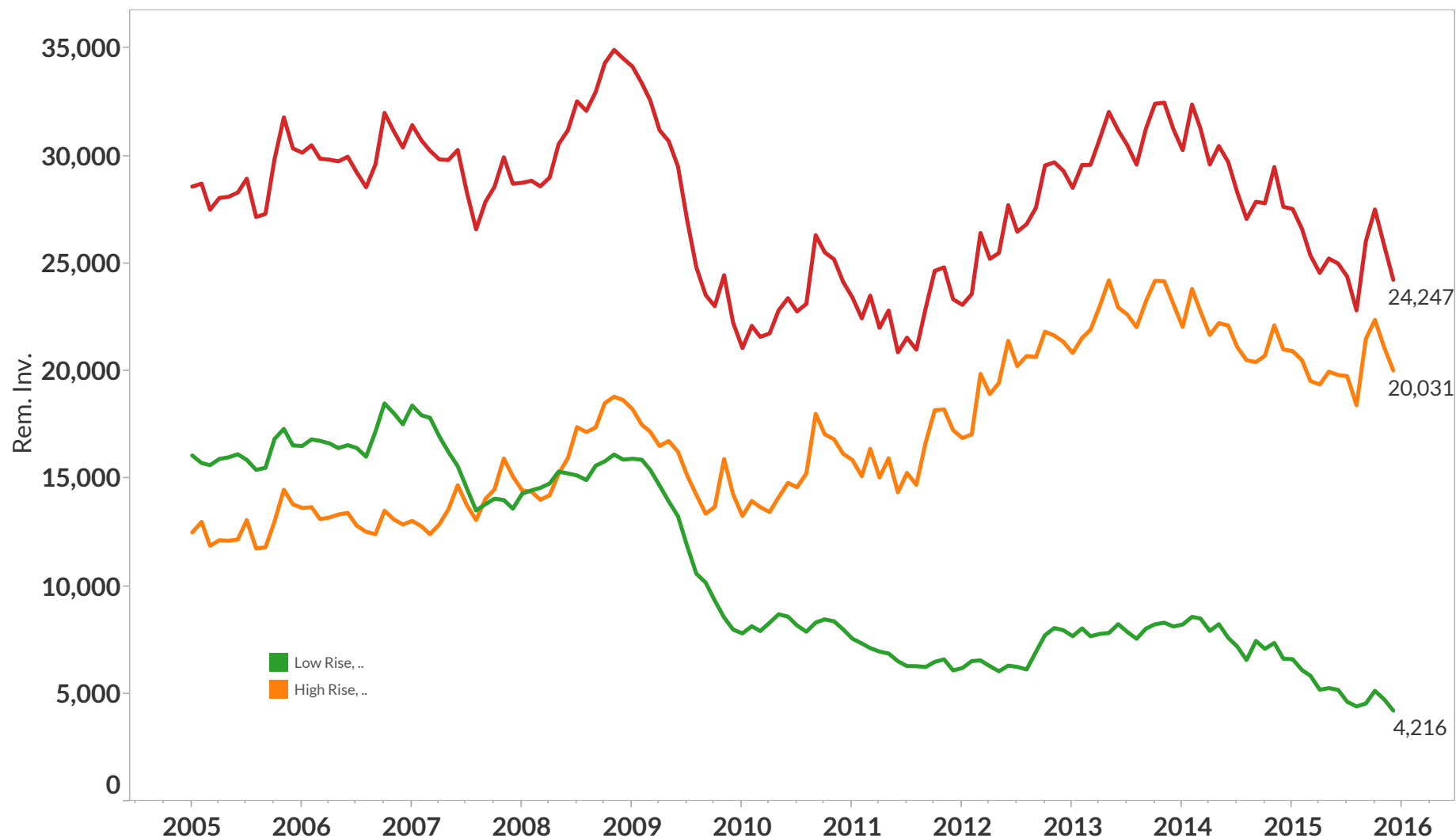
an Altus Group company

Remaining Inventory

Current total new home remaining inventory is 24,247 units comprised of 20,031 high rise units and 4,216 low rise lots. Remaining inventory represents all the available new home choices available to purchasers.

Monthly Remaining Inventory by Project Type

Greater Toronto Area - 2005 to December 2015



INFORMED ADVANTAGE

www.realnet.ca



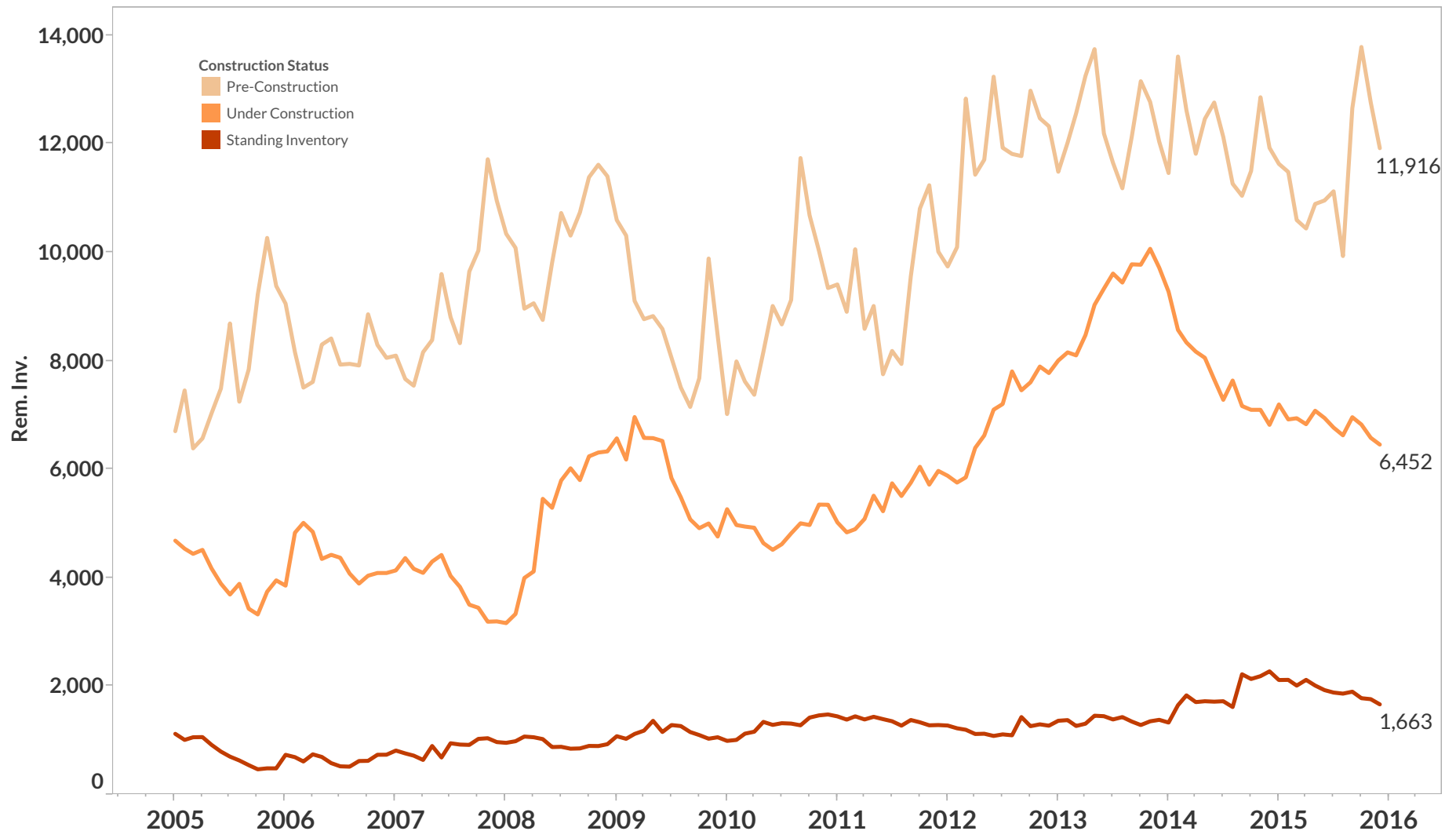
an Altus Group company

High Rise Remaining Inventory

Current total new home high rise remaining inventory is 20,031 units comprised of 11,916 units in pre-construction projects, 6,452 units in projects currently under construction and 1,663 units in completed buildings.

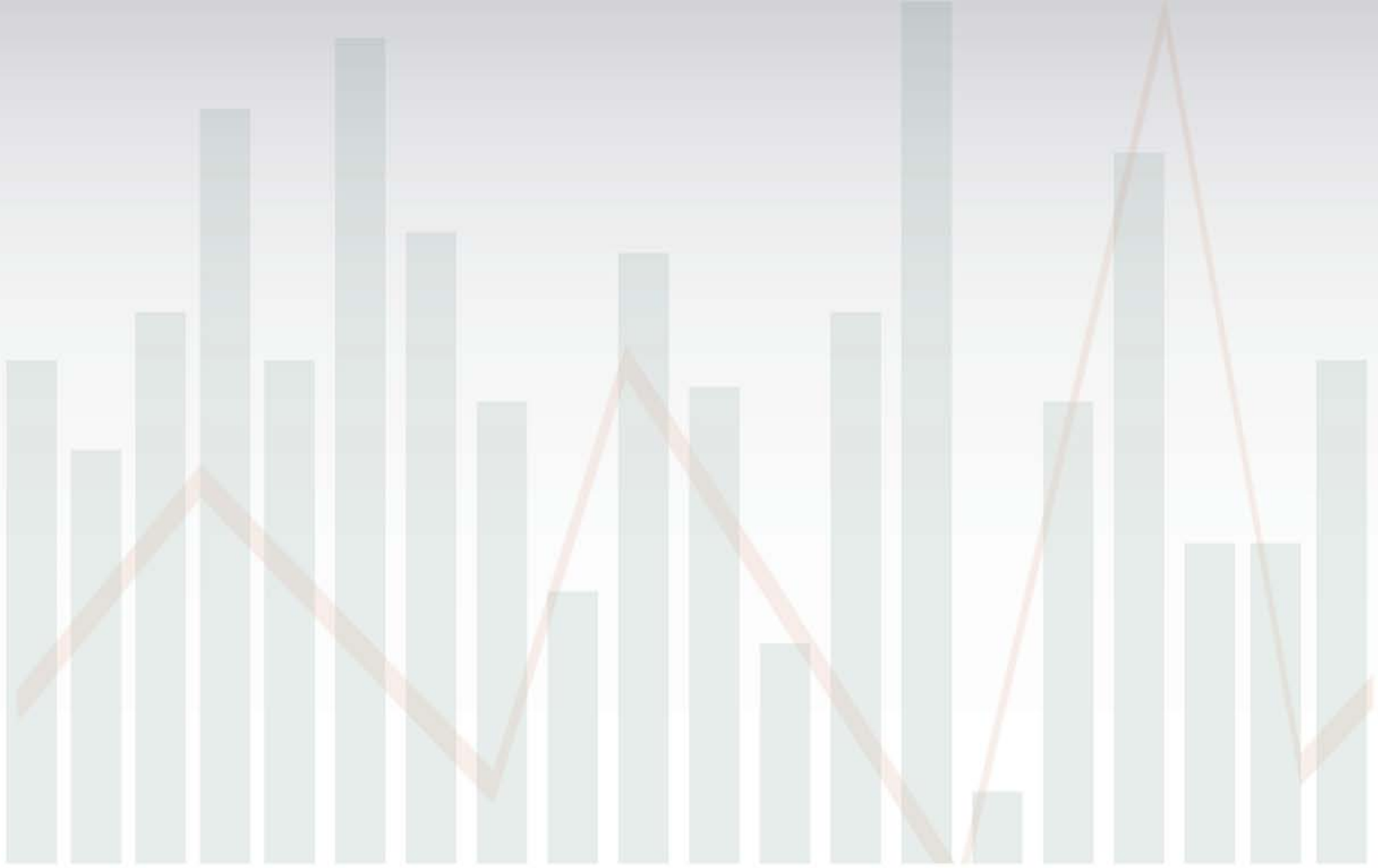
High Rise Remaining Inventory by Construction Status

Greater Toronto Area - 2005 to December 2015



INFORMED ADVANTAGE

www.realnet.ca



Questions? Please Contact:

Client Services

clientservices@realnet.ca

RealNet Canada Inc. makes no representation about the accuracy, completeness or the suitability of the material represented herein for the particular purposes of the Licensee. All information contained herein, including, without limitation, prices, features, options, floor plans, commissions and any other details are subject to change without notice. Licensee must verify information with builder. RealNet Canada Inc. assumes no responsibility or liability for errors in the information, or omissions from the database and is not a party to any agreement between the Licensee, as agent, and the builder, as vendor. E&O.E.

Copyright: RealNet Canada Inc.